





1. I have been told about the study and I know why it is being done and what to do. I know that I do not have to do it if I do not want to. If I have questions I can ask my teacher. I know that I can stop at any time.

		Response Percent	Response Count
I understand and will begin the survey.		100.0%	45
I would rather not do it.		0.0%	0
answered question			45
skipped question			0







2. Where do you go to school?

		Response Percent	Response Count
IS 53		0.0%	0
IS 109		0.0%	0
IS 137		0.0%	0
IS 192		0.0%	0
IS 210		0.0%	0
IS 226		0.0%	0
IS 238		0.0%	0
MS 202		0.0%	0
PS 42		0.0%	0
PS 197		0.0%	0
PS 223		0.0%	0
PS/IS 116		0.0%	0
PS/IS 225		0.0%	0
Al-Ihsan Academy		0.0%	0
August Martin HS		0.0%	0
Beach Channel HS		0.0%	0
Business Computer Application HS		100.0%	45
Christ Lutheran School		0.0%	0
Devine Mercy Catholic Academy Elementary and Middle School		0.0%	0
Far Rockaway HS		0.0%	0
Grace Lutheran Day School		0.0%	0
John Adams HS		0.0%	0




Richmond Hill HS	0.0%	0
St. Francis De Sales School	0.0%	0
St. Joachim and Anne	0.0%	0
St. Joseph's Parish Day	0.0%	0
St. Rose of Lima School	0.0%	0
Other	0.0%	0
other school (please specify)		2
answered question		45
skipped question		0

3. What grade are you in?			
		Response Percent	Response Count
6th		0.0%	0
7th		0.0%	0
8th		0.0%	0
9th		0.0%	0
10th		37.8%	17
11th		6.7%	3
12th		55.6%	25
answered question			45
skipped question			0




4. How often do you use your computer at home for homework?

		Response Percent	Response Count
I don't have a computer at home		11.1%	5
I don't use my home computer for homework		6.7%	3
A few times a year		6.7%	3
About once a month		8.9%	4
About once a week		26.7%	12
Almost every night		40.0%	18
answered question			45
skipped question			0






5. Compared to last year, this year my teachers are using computers...

		Response Percent	Response Count
less		15.9%	7
about the same amount		34.1%	15
more		50.0%	22
answered question			44
skipped question			1






6. Compared to last year, this year students in my grade are using computers...

		Response Percent	Response Count
less		11.9%	5
about the same amount		47.6%	20
more		40.5%	17
answered question			42
skipped question			3






7. During this school year, how much time per week did you spend using computers in your class(es)?

		Response Percent	Response Count
Not at all		6.7%	3
Less than one period per week		26.7%	12
1 or 2 periods (or a double period) per week		53.3%	24
3 to 4 periods per week		6.7%	3
More than 4 periods per week		6.7%	3
answered question			45
skipped question			0






8. During this school year, I typed up reports and assignments.

		Response Percent	Response Count
Never		9.5%	4
A few times a year		14.3%	6
About once a month		21.4%	9
About once a week		42.9%	18
Almost every day		11.9%	5
answered question			42
skipped question			3






9. During this school year, I made spreadsheets and graphs.

		Response Percent	Response Count
Never		57.1%	24
A few times a year		14.3%	6
About once a month		16.7%	7
About once a week		7.1%	3
Almost every day		4.8%	2
answered question			42
skipped question			3






10. During this school year, I used blogs to communicate with other students and teachers

		Response Percent	Response Count
Never		69.0%	29
A few times a year		7.1%	3
About once a month		4.8%	2
About once a week		4.8%	2
Almost every day		14.3%	6
answered question			42
skipped question			3




11. During this school year, I did research on the Internet for a report or assignment.

		Response Percent	Response Count
Never		9.5%	4
A few times a year		14.3%	6
About once a month		23.8%	10
About once a week		33.3%	14
Almost every day		19.0%	8
answered question			42
skipped question			3





12. During this school year, I made a PowerPoint presentation.

		Response Percent	Response Count
Never		28.6%	12
A few times a year		19.0%	8
About once a month		42.9%	18
About once a week		4.8%	2
Almost every day		4.8%	2
answered question			42
skipped question			3






13. During this school year, I used the computer to make a graphic novel.

		Response Percent	Response Count
Never		92.9%	39
A few times a year		2.4%	1
About once a month		4.8%	2
About once a week		0.0%	0
Almost every day		0.0%	0
answered question			42
skipped question			3






14. During this school year, I took a test on the computer.

		Response Percent	Response Count
Never		26.2%	11
A few times a year		35.7%	15
About once a month		31.0%	13
About once a week		7.1%	3
Almost every day		0.0%	0
answered question			42
skipped question			3






15. During this school year, I used a computer program to improve my study skills or learning skills.

		Response Percent	Response Count
Never		23.8%	10
A few times a year		21.4%	9
About once a month		21.4%	9
About once a week		19.0%	8
Almost every day		14.3%	6
answered question			42
skipped question			3





16. During this school year, I made or listened to a podcast.

		Response Percent	Response Count
Never		73.8%	31
A few times a year		7.1%	3
About once a month		9.5%	4
About once a week		2.4%	1
Almost every day		7.1%	3
answered question			42
skipped question			3






17. During this school year, I made or edited a webpage or worked in a web environment, like a wikispace.

		Response Percent	Response Count
Never		85.7%	36
A few times a year		2.4%	1
About once a month		4.8%	2
About once a week		2.4%	1
Almost every day		4.8%	2
answered question			42
skipped question			3





18. This school year, I collected data using equipment that go with the computer, like probes or PDAs.

		Response Percent	Response Count
Never		76.2%	32
A few times a year		2.4%	1
About once a month		16.7%	7
About once a week		0.0%	0
Almost every day		4.8%	2
answered question			42
skipped question			3









19. This school year, I made or edited a video or movie.

		Response Percent	Response Count
Never		64.3%	27
A few times a year		14.3%	6
About once a month		9.5%	4
About once a week		4.8%	2
Almost every day		7.1%	3
answered question			42
skipped question			3

20. During the past school year, I created or contributed to a web-based map or timeline.

		Response Percent	Response Count
Never		88.1%	37
A few times a year		7.1%	3
About once a month		2.4%	1
About once a week		0.0%	0
Almost every day		2.4%	1
answered question			42
skipped question			3

21. In which classes do you use technology. (Check all that apply)

		Response Percent	Response Count
Math		23.8%	10
Sciences		9.5%	4
English Language Arts		64.3%	27
Social Studies		9.5%	4
Art		16.7%	7
Music		4.8%	2
Physical Education/Gym		0.0%	0
ESL or ELL		0.0%	0
Computer Class		85.7%	36
Multi-Media		2.4%	1
None of the Above		0.0%	0
Other (please specify)			5
		answered question	42
		skipped question	3

22. How well do you know how to use the following equipment, applications or web sites?

	I never tried	I know the basics	I'm pretty good	I'm an expert	Response Count
Digital camera or video	13.6% (6)	22.7% (10)	40.9% (18)	22.7% (10)	44
Audacity or GarageBand	84.1% (37)	15.9% (7)	0.0% (0)	0.0% (0)	44
iMovie or Movie Maker	61.4% (27)	25.0% (11)	6.8% (3)	6.8% (3)	44
Wikispaces	77.3% (34)	15.9% (7)	6.8% (3)	0.0% (0)	44
Teacher/Class Blogs	84.1% (37)	11.4% (5)	4.5% (2)	0.0% (0)	44
Comic Life	79.5% (35)	15.9% (7)	4.5% (2)	0.0% (0)	44
answered question					44
skipped question					1

23. How much do you agree with these statements?

	Strongly Disagree	Disagree	Agree	Strongly Agree	Rating Average	Response Count
I am able to learn more when I use computers in my school.	6.8% (3)	15.9% (7)	63.6% (28)	13.6% (6)	2.84	44
I work harder on my assignments when I am using a computer.	9.1% (4)	11.4% (5)	50.0% (22)	29.5% (13)	3.00	44
I would be a better student if I got to use technology more in school.	4.5% (2)	25.0% (11)	47.7% (21)	22.7% (10)	2.89	44
Teachers in this school know a lot about how to use computers to help students learn more.	4.7% (2)	25.6% (11)	65.1% (28)	4.7% (2)	2.70	43
There are enough computers in my school for students to use for their schoolwork.	13.6% (6)	38.6% (17)	38.6% (17)	9.1% (4)	2.43	44
I am using computers in my class (es) in ways that other students in this school are not.	11.4% (5)	59.1% (26)	29.5% (13)	0.0% (0)	2.18	44
I have shown other students how to do things with computers.	7.0% (3)	23.3% (10)	62.8% (27)	7.0% (3)	2.70	43
I have shown a teacher how to do things with computers.	16.3% (7)	39.5% (17)	44.2% (19)	0.0% (0)	2.28	43
I use computers more in my class (es) than other students in this school	13.6% (6)	65.9% (29)	15.9% (7)	4.5% (2)	2.11	44
answered question						44
skipped question						1